

PROFILE

Parcel	L5210011000054	Municipality	ST. CLAIR TWP-EDGEWOOD
Alt_ID		NBHD	R0001006
Address	4483 RIVERSIDE DR	InterCounty	9-L5210
Owner	YOST TERRI S &	School District	L52
Owner	RICHARD MELISSA J	Zoning	N/A
Mailing Addr	1216 NW 63RD ST	Utilities	ALL PUBLIC
Mailing Addr		Utilities	
Mailing Addr	BRADENTON FL 34209	Utilities	
Description	3 2 11 CTR PT W 1/2	Land Area	0.89
Description		Street/Road	RIVERSIDE
Description		Subdivision Name	
Land Use Code	511	Subdivision No.	
LUC Description	R - SINGLE FAMILY, O-9.999 AC		

VALUE SUMMARY

Land	40740	Building	103950	Total	144690
Assessed Land	14260	Assessed Building	36380	Assessed Total	50640
Prior Land	40740	Prior Building	103950	Prior Total	144690

PRIMARY RESIDENTIAL CARD

Card	1	Basement	FULL	Frpl Prefab	0
Stories	1	SFLA	1236	Frpl OP/ST	
Use	ALUM/VINYL	HT/AC	CENTRAL AIR CONDITION	Bsmt Gar	0
Type	RANCH	Fuel	GAS	Grade	D0
Year Built	1982	System		Cond (CDU)	
Year Remld		Attic	NONE	% Complete	
Total Rooms	5	Fin Basement	0	Family Room	0
Bedroom	2	Rec Room		Ext. Material	SAME
Full Bath	1	Half Bath	0		

COMMERCIAL CARD

Year Built		Stories		Roof	
Eff. Yr. Built		Gross Flr. Area		Floor	
Units	1	Units			
Description		Description			

LAND

Classification	Eff. Front	Eff. Depth	Type	Ag.
1			A-ACREAGE	0.89

AGRICULTURE

Classification	Sub Class	Acres
-----------------------	------------------	--------------

OTHER ITEMS

Code	Description	Yr Blt	Sq Ft
AP1	AP1 - FOUR	1970	1200
AL1	AL1 - 1S LEAN	1970	600
RC1	RC1 - CARPORT	1990	300

SALES HISTORY



Date	Book-Page	Grantor	Sale	Desc	Parcels	Amount
20-OCT-2025	--	RICHARD JOE E	8	UNVALIDATED SALES	1	
21-DEC-1999	--		8	UNVALIDATED SALES		0
17-MAR-2005	--	RICHARD JOE E	8	UNVALIDATED SALES	3	

EXEMPTION INFO

Desc1	40740	Desc1	102220
Desc2	142960	Desc2	142960
Desc3	142960	Desc3	
Desc4	102220	Desc4	102220

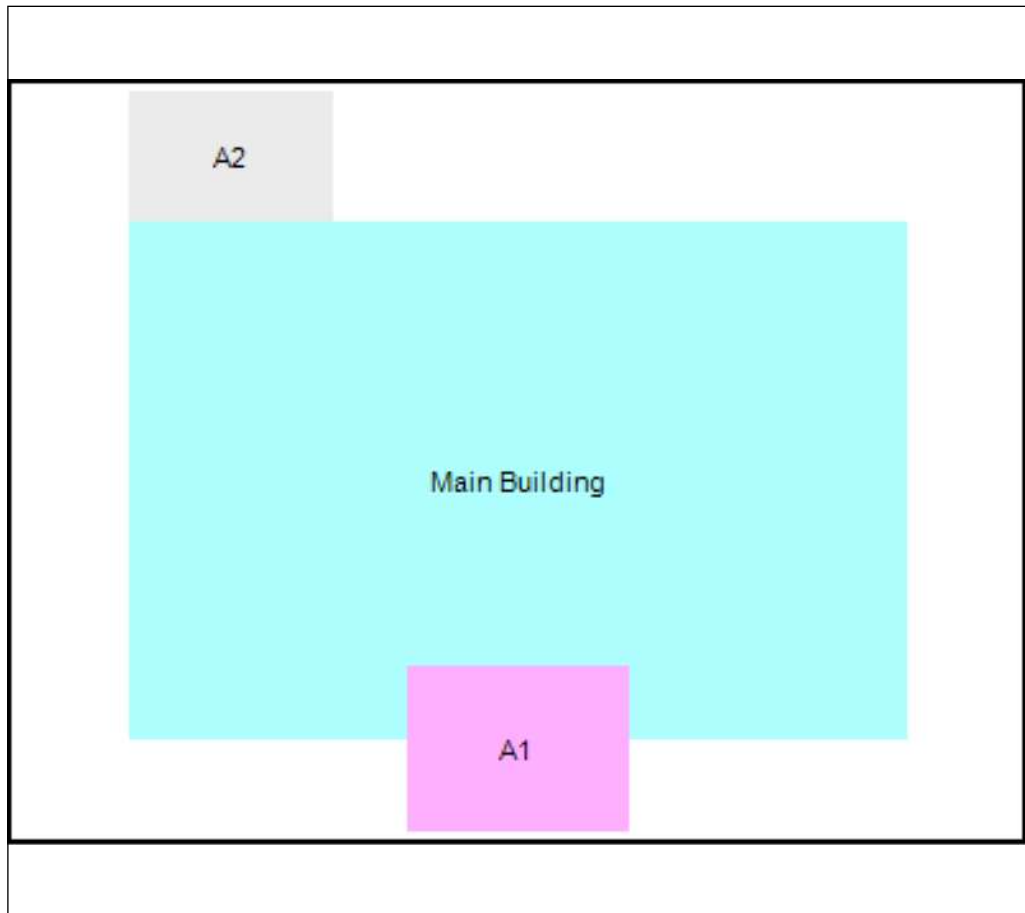
MAP

PHOTO



SKETCH

Sketch Legend



- 0 Main Building 1128 Sq. Ft.
- 1 A1 - 10:FRAME 108 Sq. Ft.
- 2 A2 - 31:WOOD DECKS 77 Sq. Ft.
- 1 4SC POLE M - AP1:FOUR SIDE CLOSED MTL POLE BLDG 1200 Sq. Ft.
- 2 1S LEAN TO - AL1:1S LEAN TO 600 Sq. Ft.
- 5 CARPORT - RC1:CARPORT 300 Sq. Ft.